


**MANHOLE – MEDIUM TRAFFIC– CLASS C250  
TYPES RC**



**■ Dimensions and weight**

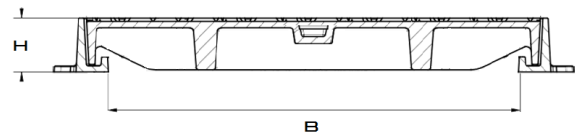
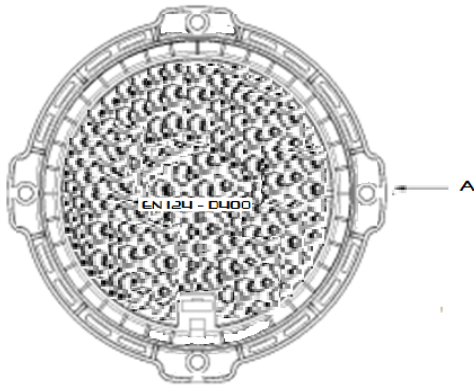
Reference	Diagram	A	B Clear opening	H	Weight in kg For information only
RCC250		DIAM 850	Ø 600	70	48

**■ Characteristics**

Norme : **EN 124**  
 CLASS : **C250**  
 Certified by an accredited company  
 Articuled frame

**■ Options**

Personnalised marking  
 Lock



\* Outside frame dimensions

	Cover	Frame
Material	EN-GJS-500-7	
Coating	Black peint	