


MANHOLE – INTENSE TRAFFIC– CLASS D400 TYPES RC



■ Dimensions and weight

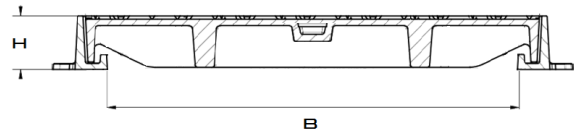
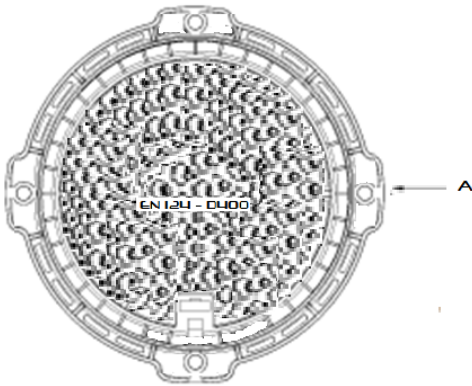
| Reference | Diagram | A | B Clear opening | H | Weight in kg For information only |
|-----------|-----------------------------------------------------------------------------------|----------|--------------------|-----|--------------------------------------|
| RCTID400 |  | DIAM 850 | Ø 600 | 100 | 82 |

■ Characteristics

Norme : **EN 124**
 CLASS : **D400**
 Certified by an accredited company
 Articulated frame

■ Options

Personalised marking
 Lock



* Outside frame dimensions

| | Cover | Frame |
|----------|--------------|-------|
| Material | EN-GJS-500-7 | |
| Coating | Black peint | |