











## HYDRAULIC MANHOLE– CLASS D400



### ■ Dimensions and weight

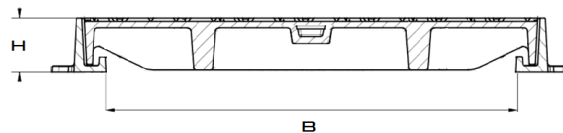
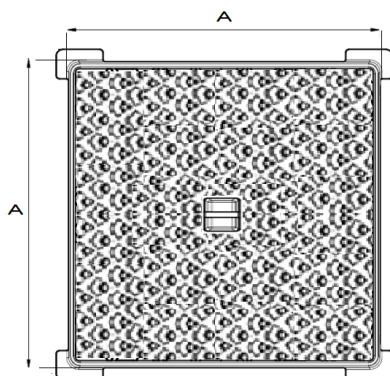
Reference	Diagram	A	B Clear opening	H	Weight in kg For information only
RHD400		400	330	75	22
RHD500		500	400	75	35
RHD600		600	500	75	47
RHD700		700	600	75	60
RHD800		800	700	75	77
RHD900		900	800	75	99
RHD1000		1000	900	75	133
RHD1100		1100	1000	75	160
RHD1200		1200	1100	75	186

### ■ Characteristics

Norme : **EN 124**  
 CLASS : **D400**  
 Certified by an accredited company

### ■ Options

Personnalised marking  
 Lock



	Cover	Frame
Material	EN-GJS-500-7	
Coating	Black paint	