








## HYDRAULIC MANHOLE– CLASS B125



### ■ Dimensions and weight

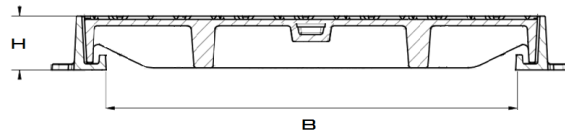
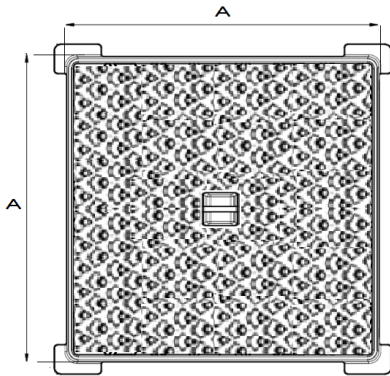
Reference	Diagram	A	B Clear opening	H	Weight in kg For information only
RHB300		300	230	30	7.5
RHB400		400	330	30	11.5
RHB500		500	400	35	16.5
RHB600		600	500	35	26.5
RHB700		700	600	40	37
RHB800		800	700	45	48

### ■ Characteristics

Norme : **EN 124**  
 CLASS : **B125**  
 Certified by an accredited company

### ■ Options

Personnalised marking  
 Lock



\* Outside dimensions frame

	Cover	Frame
Material	EN-GJS-500-7	
Coating	Black peint	