







CLASSIC TRAPES– CLASS D400
TYPES L1T, L2T, L3T, L4T, ½ L4T.



■ Dimensions and weight

Reference	Diagram	Clear opening	A	B	H	Weight in kg For information only
L1T		425 X 630	505	645	64	72
L2T		425 X 1260	505	1280	64	128
L3T		560 X 1490	645	1500	64	192
L4T		530 X 1880	645	1995	64	243
½ L4		560 X 990	645	1000	64	132

- Cover weight : 33 KG

■ Characteristics

Norme : EN 124

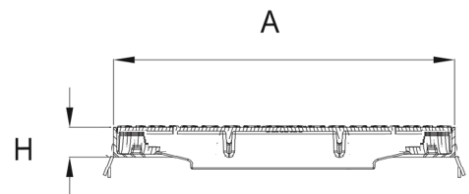
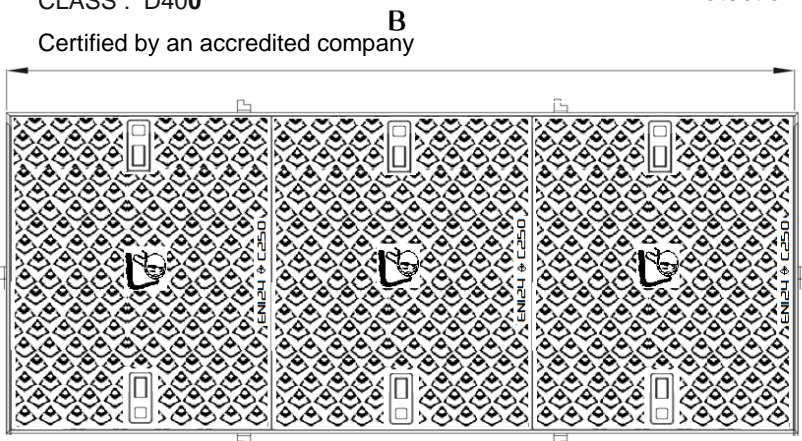
CLASS : D400

Certified by an accredited company

■ Options

Personnalised marking

Protection grid



	Cover	Frame
Material	EN-GJS-500-7	Steel corners 60x60x6
Coating	Black paint	Hot galvanized