





**CLASSIC TRAPES– CLASS D400  
TYPES K1C, K2C, K3C.**



**■ Dimensions and weight**

Reference	Diagram	Clear opening	A	B	H	Weight in kg For information only
K1C		750 x 750	908	908	140	150
L2C		750 x 1500	908	1658	140	280
K3C		750X2250	908	2408	140	410

- ½ Cover weight: 55 KG

**■ Characteristics**

Norme : **EN 124**

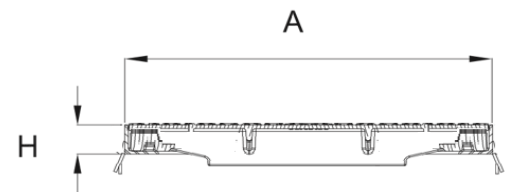
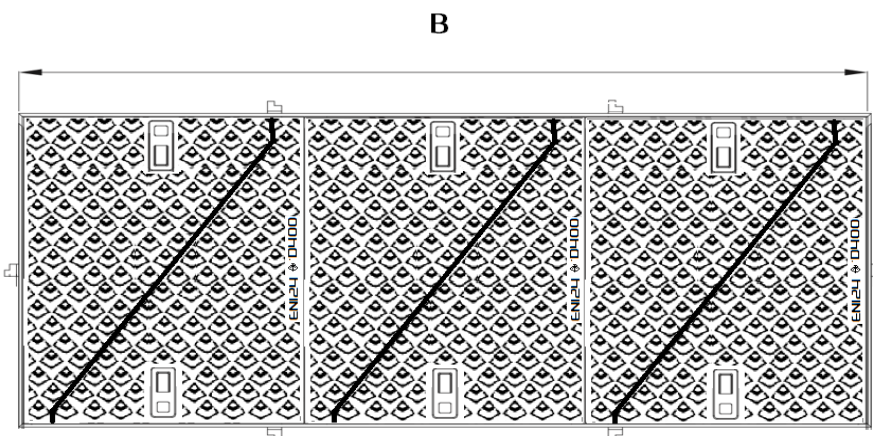
CLASS : **D400**

Certified by an accredited company

**■ Options**

Personnalised marking

Protection grid



\* Outside frame dimensions

	Cover	Frame
Material	EN-GJS-500-7	Steel corners 80x80x8 Et té acier 80x80x9
Coating	Black paint	Hot galvanized